

SPANISH 2

BODY PARTS AND REFLEXIVES

Body Parts


Hygiene Products

Reflexive Verbs


BODY PARTS


- ▶ Boca mouth
 - ▶ Brazo arm
 - ▶ Cabeza head
 - ▶ Cara face
 - ▶ Cuerpo body
 - ▶ Diente teeth
 - ▶ Estómago stomach
 - ▶ La mano hand
 - ▶ La nariz nose
 - ▶ Oreja ear
- 

- ▶ El pie foot
- ▶ Pierna leg
- ▶ Codo elbow
- ▶ Cuello neck
- ▶ Dedos fingers
- ▶ Garganta throat
- ▶ Hombro shoulder
- ▶ Muñeca wrist
- ▶ Rodilla knee
- ▶ La sangre the blood
- ▶ Tobillo ankle



HYGIENE PRODUCTS

- ▶ Cepillo hairbrush
 - ▶ Cepillo de dientes toothbrush
 - ▶ Champú shampoo
 - ▶ Espejo mirror
 - ▶ Jabón soap
 - ▶ La pasta de dientes toothpaste
 - ▶ El peine comb
 - ▶ El secador de pelo hair dryer
 - ▶ La toalla towel
- 


- ▶ Desodorante deodorant
 - ▶ La loción lotion
 - ▶ El maquillaje makeup
 - ▶ El perfume perfume
 - ▶ Rizado curly(hair)
 - ▶ Lacio straight (hair)
- 

REFLEXIVE VERBS

- ▶ Acostarse to lie down, to go to bed
- ▶ Arreglarse to get ready
- ▶ Afeitarse to shave oneself
- ▶ Bañarse to take a bath
- ▶ Cepillarse to brush
- ▶ Cepillarse el pelo to brush one's hair
- ▶ Despertarse to wake up
- ▶ Ducharse to take a shower
- ▶ Dormirse to fall asleep


- ▶ Lavarse to wash oneself
- ▶ Lavarse la cabeza to wash one's hair
- ▶ Lavarse los dientes to brush one's teeth
- ▶ Levantarse to get up
- ▶ Maquillarse to put on makeup
- ▶ Peinarse to comb one's hair
- ▶ Ponerse la ropa to get dressed
- ▶ Quitarse la ropa to take off one's clothes
- ▶ Secarse to dry oneself

DISCUSSING DAILY CHORES

- ▶ Hacer la cama to make the bed
 - ▶ Lavar los platos to wash the dishes
 - ▶ Limpiar el cuarto to clean the room
 - ▶ Limpio(a) clean
 - ▶ Los quehaceres chores
 - ▶ Quitar la mesa to clear the table
 - ▶ Sucio dirty
 - ▶ Hacer ejercicios aerobicos to do aerobics
 - ▶ Hacer yoga to do yoga
- 

- ▶ Levantar pesas to lift weights
 - ▶ Llevar una vida sana to lead a healthy life
- 

OTHER WORDS AND PHRASES

- ▶ La cama bed
 - ▶ El despertador alarm clock
 - ▶ Duro (a) hard, tough
 - ▶ Irse to leave, to go away
 - ▶ La manta blanket
 - ▶ Ponerse to put on (clothes)
- 

GRAMMAR

Describing actions that involve oneself: Reflexive Verbs

Irregular Affirmative Tú Commands

Negative Tú Commands

DESCRIBING ACTIONS THAT INVOLVE ONESELF: REFLEXIVE VERBS

- ▶ To describe people doing things for themselves, use reflexive verbs. Examples of reflexive actions are brushing one's teeth or combing one's hair. Reflexive pronouns are used with reflexive verbs to indicate that the subject of the sentences receives the action of the verb.
- ▶ lavarse
to wash oneself

Me lavo	nos lavamos
Te lavas	
Se lava	se lavan

- ▶ Many verbs can be used with or without reflexive pronouns. When there is no reflexive pronoun, the person doing the action does not receive the action.


- ▶ reflexive not reflexive
- ▶ Pepa se lava Pepa lava el carro

- ▶ Luis says: ¡Primero me pongo la ropa!
- ▶ First I put on my clothes!

Notice he says *la ropa*, not *mi ropa*,
Because reflexive pronouns include
the concept of possession.

- ▶ When you use the **infinitive form** of a reflexive verb **after a conjugated verb**, be sure to use the correct **reflexive pronoun**.
- ▶ Quiero levantarme temprano.
- ▶ I want to get up early.
- ▶ Me quiero levantar temprano.

You can also put the reflexive pronoun in front of the conjugated verb.

- ▶ Some verbs have different meanings when used reflexively.
 - ▶ Dormir (ue) to sleep dormirse to fall asleep
 - ▶ Ir to go irse to leave, to go away
 - ▶ Poner to put ponerse to put on (clothes)
- 

IRREGULAR AFFIRMATIVE TÚ COMMANDS

- ▶

Caminar	¡Camina!
Comer	¡come!
Abrir	¡Abre!


 You already learned how to give instructions to someone using the affirmative tú commands of regular verbs.
- ▶ Some verbs have irregular affirmative tú commands. Here are the irregular affirmative tú commands of some verbs you know.

Infinitive	affirmative tú command
Decir	di
Hacer	haz
Ir	ve
Poner	pon
Salir	sal
Ser	sé
Tener	ten
Venir	ven

Remember that when you use a pronoun with an affirmative command, the pronoun attaches to the command.

¡Ponte otra camisa! Put on (yourself) another shirt

NEGATIVE TÚ COMMANDS

- ▶ When you tell someone what not to do, use a negative command. Negative tú commands are formed by taking the yo form of the present tense, dropping the –o, and adding the appropriate ending.
 - ▶ Hablo → -es for –ar verbs
 - ▶ Vuelvo → -as for –er and -ir verbs
- 

Infinitive	Yo form	negative Tu command
Hablar	hablo	¡No hables!
Volver	vuelvo	¡No vuelvas!
Venir	vengo	¡No vengas!

- ▶ Carmen says: -¡Y no **uses** mi secador de pelo!
And don't use my hair dryer!

Infinitive (yo form)

Dar (doy)

Negative tú Command

No le des mi direccion a nadie.

Don't give my address to anyone.

Estar (estoy)

No estes triste.

Don't be sad.

Ir (voy)

No vayas a la tienda.

Don't go to the store.

Ser (soy)

No seas mala.

Don't be bad.

WARM UP

- ▶ Complete the sentences with the appropriate form of a reflexive verb from your list:
1. Mi amigo _____ la cabeza con el champú.
 2. Tú _____ con un despertador, ¿no?
 3. A mi me gusta _____ con una toalla grande.
 4. Necesitamos un cepillo de dientes para _____ los dientes.
 5. Yo _____ todos los días a las diez de la noche.

WARM UP

- ▶ Me baño con el jabón.
 - ▶ Juan se afeita la cara.
 - ▶ Nos despertamos a las seis de la mañana.
 - ▶ Los niños se peinan con un peine.
 - ▶ ¿Te lavas los dientes con cepillo de dientes?
- 